



Product Information

Sliding doors and operating concepts

- Combilift 552/552_MR
- Combilift 542/542_MR
- Combilift 543/543_MR
- Combiparker 560






Stainless steel mesh door

Standard version for underground garages with
Combilift 552/552_MR
Combilift 542/542_MR
Combilift 543/543_MR
Combiparker 560




Strip galvanised sheet steel door


Standard version for above-ground garages with
Combilift 552/552_MR
Combilift 542/542_MR
Combilift 543/543_MR
Combiparker 560



Anodised aluminium perforated sheet metal door for a long service life




Powder-coated aluminium perforated sheet metal door for a long service life and an appealing design



Powder-coated aluminium perforated sheet metal door with viewing window for a clear overview



Aluminium frame with longitudinal or horizontal stabiliser bars for customer-performed door filling



Aluminium frame for customer-performed glass filling


Product details

Standard doors



Standard for underground garages

- For Combilift 552/552_MR/542/542_MR/543/543_MR, Combiparker 560
- Sliding doors with electric drive (Standard)
- Aluminium frame
- Fence filling (15 x 15 mm made of stainless steel)
- Due to the fire protection only doors with fence filling (can be entered by the fire brigade) are permitted in underground garages in Germany.



Standard for above-ground garages

- For Combilift 552/552_MR/542/542_MR/543/543_MR, Combiparker 560
- Sliding doors with electric drive (Standard)
- Aluminium frame
- Closed steel sheet metal plate panels (strip galvanised)
- Powder coated
- Standard colour in RAL 7016 (anthracite grey)
- Other RAL tones available at additional cost




Parking space numbering

- Standard version
- Anodised aluminium
- Powder coated in RAL 1003 (signal yellow)
- Printed numbering in RAL 9005 (jet black)
- 275 x 100 mm (H x W)


Product details

Optional door fillings




Aluminium perforated sheet metal filling

- Perforated sheet metal filling made of aluminium
- Anodised (natural)
- Handle in RAL1003 (signal yellow)
- Long service life



Coated aluminium perforated sheet metal filling

- Perforated sheet metal filling made of aluminium
- Powder coated
- Standard colour in RAL 7016 (anthracite grey)
- Other RAL tones available at additional cost
- Handle in RAL1003 (signal yellow)
- Long service life



Aluminium perforated sheet metal filling with window

- Perforated sheet metal filling made of aluminium
- Powder coated
- Standard colour in RAL 7016 (anthracite grey)
- Other RAL tones available at additional cost
- Handle in RAL1003 (signal yellow)
- Viewing window made of plexiglas (500 x 500 mm)
- Two windows per door
- Long service life


Product details

Optional door fillings



Aluminium frame with longitudinal and horizontal stabiliser bars for customer-performed filling

- Longitudinal and horizontal stabiliser bars for customer-performed door filling (except glass filling)
- Max. 110 kg filling weight/door
- Handle (customer-performed)



Aluminium frame for customer-performed glass filling

- Special attachment for glass filling
- Max. 110 kg filling weight/door
- Handle (customer-performed)
- We recommend the installation of 8 mm thick VSG glass panels (customer-performed)

Operating concepts

RFID-chip



RFID operating device

- Standard version
- One RFID operating device per system
- For mounting to walls or columns
- Housing front in RAL 9003 (signal white)
- Housing back in RAL 7016 (anthracite grey)
- Incl. 3 RFID chips per parking space
- 360 x 190 x 138 mm (H x W x D)
- Easy operation
- Manually open/close door
- Option to open door automatically with electric drive
- User guidance through display navigation
- Special equipment at above-ground garages, additional heating for a surcharge



Stand base for RFID operating device

- Additional equipment
- Housing front in RAL 9003 (signal white)
- Housing back in RAL 7016 (anthracite grey)
- No wall mounting required
- 1.035 x 190 x 138 mm (H x W x D)



RFID operating device for customer-performed entrance door

- Additional equipment
- A common RFID chip for customer-performed entrance door and parking system
- Easy operation
- Open door
- Surface-mounted variant; 81 x 81 x 40 mm (H x W x D)
- IP 54 protection class
- Customer-performed services: 230 V/10 A, 1 phase up to the WÖHR PLC control; Signal cable from WÖHR PLC control to the door control
- Additional RFID chip for users of conventional parking spaces at extra cost

Operating concepts

Hand-held transmitter



Hand-held transmitter for radio receiver

- Additional equipment
- Comfortable operation from the vehicle
- Open/close door
- Close door only in conjunction with infrared receiver
- 60 x 40 x 15 mm (H x W x D)



Radio receiver for hand-held transmitters

- Additional equipment
- Electric sliding doors required
- Radio receiver for opening the door
- 200 x 300 x 130 mm (H x W x D)
- For operating with remote control



Infrared receiver for hand-held transmitters

- Additional equipment
- IR receiver for closing the door
- Max. 4 grids/IR receiver
- Radio receiver required
- 80 x 120 x 60 mm (H x W x D)
- For operating with remote control




Radio receiver for customer-provided entrance door

- Additional equipment
- Main door control per system
- Supply line performed by the customer, connection by customer-performed door
- 200 x 300 x 130 mm (H x W x D)
- For operating with remote control

Operating concepts

Smart Parking App



Smart Parking App**

- Additional equipment
- Electric sliding doors required
- Parking space selection using app via smartphone
- Optional "Closing door"***
- Available from IOS 9 and Android 6
- Comfortable operation from the vehicle
- Integration open access door at extra cost



Display for Smart Parking App

- Additional equipment
- Mandatory for "Closing door" via Smart Parking App
- 120 x 350 x 50 mm (H x W x D)
- One display for max. 4 grids
- For increased security

** Integration of „Close Combilift Door“ – is basically done via the QR code, so all options must be known when ordering. Lock QR code – possible via caretaker or service technician. App retrofitting of existing Combilift systems depends on control unit. Please consult with WÖHR!

System compatibility

	Combilift 552 552_MR	Combilift 542 542_MR	Combilift 543 543_MR	Combiparker 560
Stainless steel mesh door	●	●	●	●
Strip galvanised sheet steel door	●	●	●	●
Anodised aluminium perforated sheet metal door	○	○	○	○
Powder-coated aluminium perforated sheet metal door	○	○	○	○
Powder-coated aluminium perforated sheet metal door with viewing window	○	○	○	○
Powder-coated aluminium perforated sheet metal door with viewing window	○	○	○	○
Aluminium frame for customer-performed glass filling	○	○	○	○
RFID-operation (for equipment, see page 7)	●	●	●	●
Hand-held transmitter (for equipment, see page 8)	○	○	○	○
Smart Parking App (for equipment, see page 9)	○	○	○	○
Parking space numbering on the door	●	●	●	●

● Standard equipment

○ Optional equipment

We reserve the right to change design details, procedures and standards due to technical progress and environmental requirements.